

DOLMIX

Timeless trend



Our values/

Made in Italy

Selezioniamo le migliori materie prime e, secondo canoni estetici e funzionali, le trasformiamo in prodotti che interpretano con creatività il gusto italiano. Utilizziamo in uguale misura passione e tecnologia, cura del dettaglio e precisione, chimica e cultura, estetica e attenzione all'ambiente. Per noi Made in Italy è racchiudere tutto questo in ogni singolo prodotto.

Made in Italy

We pick the very best raw materials and we follow aesthetics and functional criteria to turn them into products embodying Italian taste and excellence. We sharply combine passion and technology, creativity and accuracy, science and culture, and environmental friendliness. To all of us, Made in Italy means gathering these features into every single product.

Greenthinking

Recuperiamo il 100% dell'acqua, autoproduciamo il 65% dell'energia, differenziamo il 98% dei rifiuti. Siamo stati i primi del settore ceramico a ottenere la certificazione PEF e tra i primi a guadagnarci l'EPD, la FDES e la HPDC. La maggior parte dei nostri prodotti è compatibile con lo standard LEED - Leadership in Energy and Environmental Design. Questo per noi è Greenthinking: un promessa molto seria, un impegno quotidiano.

Greenthinking

We recycle 100% of our water, produce 65% of our energy, separate 98% of our waste. We were the first company in the ceramic industry to obtain PEF certification and were among the first to earn the EPD, the FDES, and the HPDC certifications. The majority of our products comply with the LEED - Leadership in Energy and Environmental Design - standard. Greenthinking implies a solemn promise, an everyday commitment.

GRES PORCELLANATO
PORCELAIN STONEWARE

Effetto pietra
Stone effect

DOLMIX

Timeless trend



ISPIRAZIONE/ INSPIRATION

Tra moda e storia

Perfettamente al passo con i nuovi tempi del design, Dolmix rimoderna un materiale dalle radici storiche profonde, ben radicate nell'architettura all'italiana. La veste intramontabile del terrazzo veneziano torna sotto forma di superfici che possono rivestire pavimenti e rivestimenti così come volumi scultorei che guardano al futuro.

Between fashion and history

Perfectly in step with the new tempos of design, Dolmix revisits a material with a long historical past, deep-rooted in Italian architecture. The timeless beauty of the Venetian terrace returns in surfaces that can be used to pave floors and clad walls, as well as sculptural volumes that look to the future.



INDOOR

120x278 6 mm

120x120 9 mm

60x120 9 mm

60x60 9 mm

OUTDOOR

120x120 K2 20mm

60x60 K2 20mm

Formati e spessori

La collezione-decoro è puro segno di versatilità: i suoi formati sono moderni e generosi, inclusa la grande lastra 120x278 cm.

I formati quadrati - 120x120 cm e 60x60 cm - sono disponibili anche in 20 mm di spessore per donare continuità estetica agli esterni di soluzioni commerciali e residenziali.

6 FORMATI/ SIZES

2 SPESSORI/ THICKNESSES

Sizes and thicknesses

The decor collection represents pure versatility: presented in modern and generous sizes, including the large 120x278 cm tile. The square tiles - measuring 120x120 cm and 60x60 cm - are also available in a 20 mm thickness, conveying aesthetic continuity to the exteriors of both commercial and residential buildings.



3 COLORI/ COLORS

2 SUPERFICI/ SURFACES

Colori e superfici

Grazie a una ricerca estetica minuziosa, Dolmix si abbina istintivamente a moltissime collezioni, mostrando così un quoziente espressivo fuori dagli schemi. I diversi mix di fondi calcarei e innesti minerali produce tre tinte: Grey, più sostanziale; Dark, più profonda; Light, più romantica.

Colors and surfaces

Thanks to meticulous aesthetic research, Dolmix instinctively complements numerous collections, revealing an out-of-the-ordinary expressive potential. Different combinations of limestone backgrounds and mineral grafts produce three colours: the more substantial Grey, the deeper Dark and the more romantic Light.



Grey



Light



Dark

grey

*Il fondo neutro lascia spazio a esperimenti visivi accattivanti e combinazioni di materiali ben distinti,
ma complementari per mood e senso estetico /
The neutral background leaves room for eye-catching visual experiments and combinations of separate
but complementary materials in terms of mood and aesthetics*

120x278 (48"x110")



120x120 (48"x110") K2 20mm



120x278 (48"x110")

IKON GREY
120x120 (48"x48")

dolmix grey


light

*I contrasti superficiali si fanno più gentili, i segni grafici sembrano ammorbidirsi sul fondo. La tinta emana una luce tenue che ammorbidisce i volumi ed esalta gli arredi /
The surface contrasts become more gentle, the graphic patterns seem to soften against the background.
The colour exudes a delicate light that softens volumes and enhances furnishings*

120x120 (48"x48")
60x120 (24"x24")



120x120 (48"x48")



dolmix light

60x120 (24"x48")



120x120 (48"x48")


dolmix light

dark

*Il movimento sparso dei frammenti colorati spicca più che mai su un fondo in equilibrio perfetto tra nero e grigio. Facile puntare su atmosfere avveniristiche in chiaroscuro /
The sparse movement of coloured fragments emerges stronger than ever against a background that perfectly balances black and grey. Focusing on futuristic atmospheres of light and shade becomes easy*

120x120 (48"x48")
60x120 (24"x48")

DOLMIX LIGHT
120x120 (48"x48")






120x120 (48"x48")



60x120 (24"x48")

dolmix dark



120x120 (48"x48")

dolmix dark

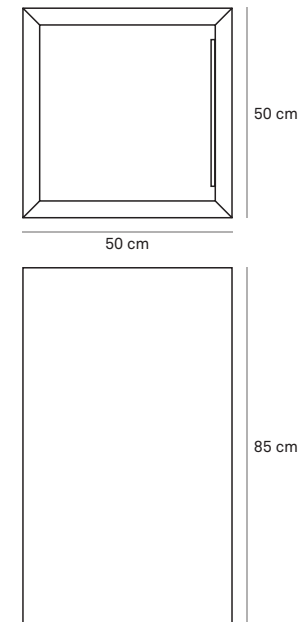
HOME DECOR



LAVELLO A COLONNA
COLUMN SINK



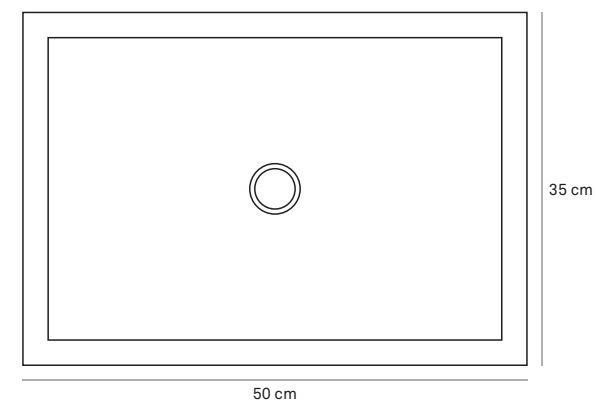
DISPONIBILE IN / AVAILABLE IN
50x50x85 cm



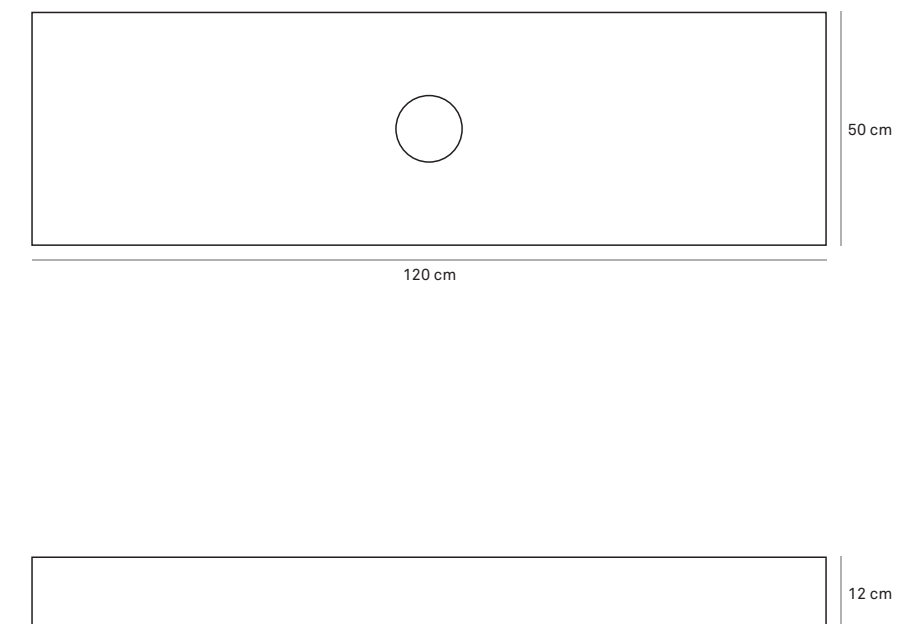
LAVELLO DA APPOGGIO
COUNTERTOP SINK



DISPONIBILE IN / AVAILABLE IN
35x50x12 cm



DISPONIBILE IN / AVAILABLE IN
50x120x12 cm
50x160x12



HOME DECOR

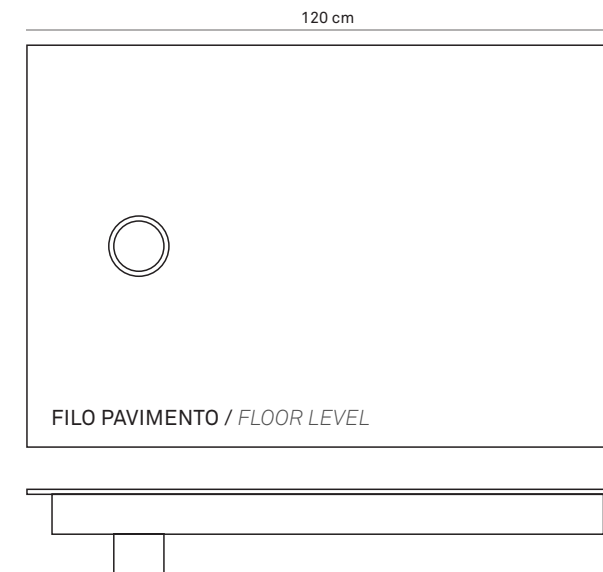


PIATTO DOCCIA*
SHOWER TRAY



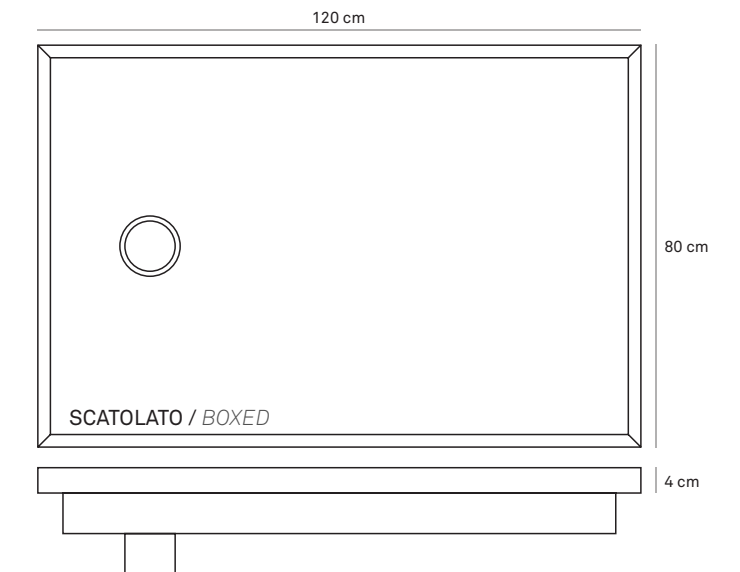
DISPONIBILE IN / AVAILABLE IN

80x120 cm
80x135 cm
90x135 cm
90x160 cm



DISPONIBILE IN / AVAILABLE IN

80x120x4 cm
80x135x4 cm
90x135x4 cm
90x160x4 cm

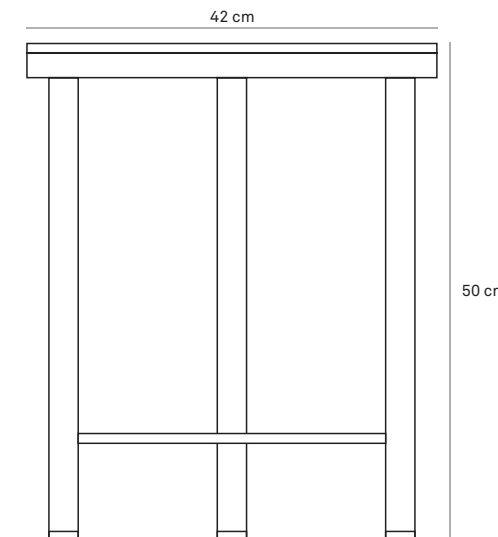


TAVOLINO CIRCOLARE
CIRCULAR TABLE



DISPONIBILE IN / AVAILABLE IN

Ø 42 cm H 50 cm
Ø 58 cm H 50 cm
Ø 73 cm H 39 cm



IT_

***Attenzione.** Per ottenere una superficie antiscivolo nel piatto doccia è necessario stendere un tappeto idoneo ad assicurare una presa sicura del piede in presenza di acqua.

EN_

***Warning.** To obtain a non-slip surface in the shower tray it is necessary to lay down a carpet suitable to ensure a secure grip of the foot in the presence of water.

HOME DECOR



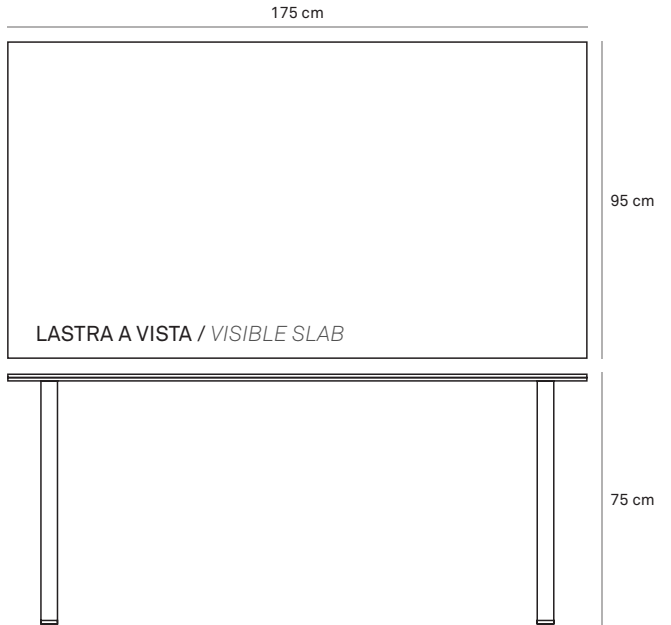
TAVOLO RETTANGOLARE
RECTANGULAR TABLE



DISPONIBILE IN / AVAILABLE IN
95x200x75 cm



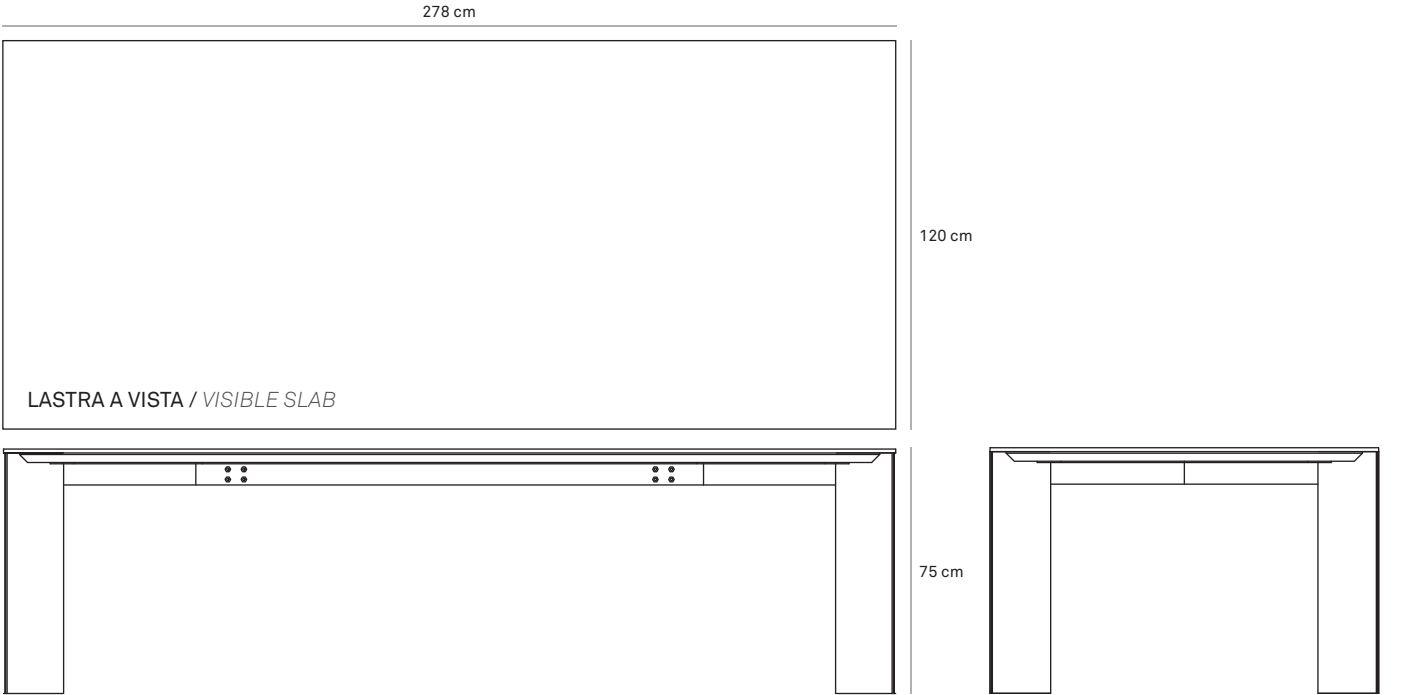
DISPONIBILE IN / AVAILABLE IN
95x175x75 cm



TAVOLO PLUS ATELIER
PLUS ATELIER TABLE



PERSONALIZZABILE IN DIMENSIONE E COLORE / CUSTOMIZABLE IN SIZE AND COLOR



specs & tech | home decor

DOLMIX

SPECIFICHE TECNICHE/ TECHNICAL FEATURES

GRES PORCELLANATO TUTTA MASSA UGL
FULL-BODY PORCELAIN UGL

SPESSORI
THICKNESSES

6 mm (120x278)
9 mm (120x120 - 60x120 - 60x60)
20mm (120x120 K2 - 60x60 K2)

STONALIZZAZIONE
SHADING



CLASSIFICAZIONE ANTISDRUCCIOLO
ASSESSMENT OF SLIP RESISTANCE

DIN 51130 R9 - R11
DIN 51097 A - A+B+C
COF Conforme/*Compliant*
DCOF Conforme/*Compliant*
PENDULUM +36 PTV 96 -

GRES PORCELLANATO / PORCELAIN STONEWARE



INATTACCABILE DA ACIDI /
NOT ATTACKED BY ACIDS



FACILMENTE PULIBILE /
EASY TO CLEAN



ANTISDRUCCIOLO /
ANTI-SLIP

per ambienti bagnati e outdoor /
for outdoor and wet environments



NON REAGISCE AL FUOCO /
DOES NOT REACT TO FIRE

non emette fumi in caso di incendio /
does not release fumes in case of fire



RESISTENTE A GELO E SHOCK TERMICI /
RESISTANT TO FROST AND SUDDEN THERMAL CHANGES



RESISTENTE A SFORZI ED ABRASIONI /
RESISTANT TO STRESSES AND ABRASION

500 Kg/cm² di pressatura meccanica e cottura a 1.250°C /
500 kg/cm² of mechanical pressing and firing at 1250°C



STABILE CROMATICAMENTE /
CHROMATICALLY FAST

inalterabile da agenti atmosferici e smog /
unchanged by weather agents and smog



ASSORBIMENTO H₂O NULLO /
NULL H₂O ABSORPTION

GREENTHINKING / GREENTHINKING



100% ACQUE REFLUE RECUPERATE /
100% RECOVERED WASTE WATER



**98% RIFIUTI AVVIATI A
RACCOLTA DIFFERENZIATA /**
98% WASTE SENT TO SEPARATE COLLECTION



100% PALLET FAO /
100% FAO PALLETS




100% SCARTI CRUDI RECUPERATI /
100% RECOVERED RAW SCRAPS




**ENERGIA AUTO-PRODotta DA
FOTOVOLTAICO /**
ENERGY SELF-PRODUCED BY PV PLANT




*** + 5.000.000 L = 3.000.000** 
**ACQUE DI PROCESSO DA ALTRI
STABILIMENTI /**
PROCESS WATER FROM OTHER FACTORIES



*** 18.408 t = 570** 

**MATERIE PRIME NON ESTRATTE
GRAZIE AL RECUPERO DI SCARTI /**
NON-EXTRACTED RAW MATERIALS THANKS TO THE
RECOVERY OF SCRAPS



*** + 24.000 MWh/year = 185.000** 
**84% ENERGIA AUTO PRODotta DA IMPIANTI
DI COGENERAZIONE /**
84% ENERGY SELF-PRODUCED BY COGENERATION PLANTS


GREY



LIGHT



DARK



V2
STONALIZZAZIONE/
SHADING

GREY V2



LIGHT V2



DARK V2




5


FORMATI/ SIZES




● 120x278 (48"x110") RT 6 mm



● 120x120 (48"x48") RT 9 mm
▲ 120x120 (48"x48") RT K2 20 mm



● 60x120 (24"x48") RT 9 mm



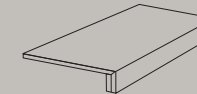
● 60x60 (24"x24") RT 9 mm
▲ 60x60 (24"x24") RT K2 20 mm

6

PEZZI SPECIALI/ TRIMS



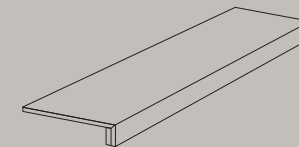
BATTISCOPIA
● 4,6x120 (1¹³/₁₆"x48") RT 9 mm
● 7,2x60 (2,8"x24") RT 9 mm



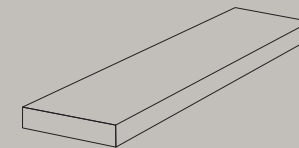
SCALINO INCOLLATO
● 33x60 (13"x24") RT 9 mm



ANGOLARE INCOLLATO
● 33x33 (13"x13") RT 9 mm



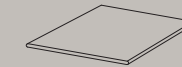
SCALINO INCOLLATO
● 33x120 (13"x48") RT 9 mm



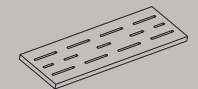
ANGOLARE INCOLLATO
● 33x120 (13"x48") RT 9 mm

17

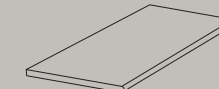
PEZZI SPECIALI K₂/ TRIMS K₂



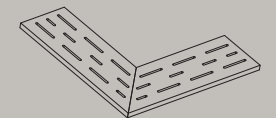
ANGOLARE BORDO CON TORO
▲ 30x30 (12"x12") RT 20 mm



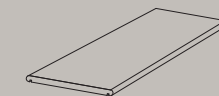
GRIGLIA
▲ 15x60 (6"x24") RT 20 mm



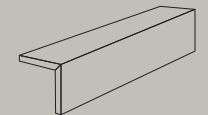
GRADINO BORDO CON TORO
▲ 60x120 (24"x48") RT 20 mm
▲ 30x120 (12"x48") RT 20 mm
▲ 30x60 (12"x24") RT 20 mm



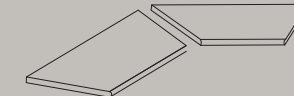
ANGOLARE GRIGLIA
▲ 15x60 (6"x24") RT 20 mm



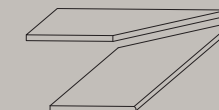
TOP
▲ 30x60 (12"x24") RT 20 mm



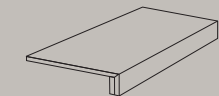
CORDOLO "L"
▲ 60x20x15 (24"x8"x6") RT 20 mm



GRADINO ANGOLO INTERNO BORDO CON TORO
▲ 60x120 (24"x48") RT 20 mm
▲ 30x120 (12"x48") RT 20 mm
▲ 30x60 (12"x24") RT 20 mm



GRADINO ANGOLO ESTERNO BORDO CON TORO
▲ 60x120 (24"x48") RT 20 mm
▲ 30x120 (12"x48") RT 20 mm
▲ 30x60 (12"x24") RT 20 mm




TERMINALE "L"
▲ 120x45x15 (48"x18"x6") RT 20 mm
▲ 60x33x5 (24"x13"x2") RT 20 mm
▲ 60x20x5 (24"x8"x2") RT 20 mm


● Natural R9 | ▲ Structured R11

● Natural R9 | ▲ Structured R11

SCHEMI DI POSA/
LAYING SYSTEM



120x120 (48"x48") RT - 66,66%
60x120 (24"x48") RT - 33,33%



120x120 (48"x48") RT - 100,00%

2
FINITURE/
FINISHES



Fuga minima consigliata per posa in interno 2 mm, in esterno 4 mm
Minimum suggested joint for indoor laying 2 mm, for outdoor 4 mm
Consigli di posa, pulizia e manutenzione al link keope.com
Consigli di posa, pulizia e manutenzione al link keope.com

FORMATI / SIZES

	120x278 (119,5x278)* 48"x110"	120x120 (119,5x119,5)* 48"x48"	60x120 24"x48"	60x60 24"x24"	120x120 (119,5x119,5)* 48"x48"	60x60 24"x24"
working size	1194x2778	1194x1194	596x1195	596x596	1995x1195	596x596
	RT	RT	RT	RT	RT	RT
	6 mm	9 mm	9 mm	9 mm	K2 20 mm	K2 20 mm
DOLMIX GREY	●	●	●	●	▲	▲
DOLMIX LIGHT		●	●	●		
DOLMIX DARK		●	●	●		










*Formato nominale / Nominal size

● Natural R9 | ▲ Structured R11

MISURE, PESI ED IMBALLI / SIZE, WEIGHT AND PACKAGING

FORMATO SIZE	SPESSORE THICKNESS	PZ/SCATOLA PIECES/BOX	MQ/SCATOLA SQM/BOX	KG/SCATOLA KG/BOX	MQ/PALLET SQM/PALLET	KG/PALLET KG/PALLET	SCATOLA/PALLET BOX/PALLET
120x278	6 mm	1	3,32	49,37	59,80	988,66	18
120x120	9 mm	2	2,86	60,80	57,12	1.229,00	20
60x120	9 mm	2	1,44	31,93	50,40	1.130,55	35
60x60	9 mm	3	1,08	22,25	43,20	903,00	40
120x120	20 mm	1	1,43	67,10	28,56	1.355,00	20
60x60	20 mm	2	0,72	32,02	21,60	973,70	30

INFORMAZIONI TECNICHE / TECHNICAL FEATURES

INFORMAZIONI TECNICHE TECHNICAL FEATURES	NORMA NORM EN 14411 - ISO 13006	REQUISITI PRESCRITTI REQUIRED VALUES	VALORI VALUES
 DIMENSIONI RETTIFICATO SIZES RECTIFIED	UNI EN ISO 10545-2	lunghezza-larghezza / lenght-width ±0,3% (±1,0 mm max) spessore / thickness ±5,0% (±0,5 mm max) ortogonalità / rectangularity ±0,3% (±1,5 mm max) rettilinearità / straightness ±0,3% (±0,8 mm max) planarità / flatness ±0,4% (±1,8 mm max) qualità superficie / surface quality ≥95%	CONFORME COMPLIANT
 ASSORBIMENTO ACQUA WATER ABSORPTION	UNI EN ISO 10545-3	≤0,5%	≤0,1%
 RESISTENZA A ROTTURA BREAKING STRENGHT	UNI EN ISO 10545-4	R≥35 N/mm ² S≥700 N (<7,5 mm) S≥1300 N (≥7,5 mm)	6 mm 9 mm 20 mm CONFORME CONFORME R≥45 N/mm² COMPLIANT COMPLIANT S≥10000 N
 RESISTENZA ABRASIONE PROFONDA (UGL - Matt) DEEP ABRASION RESISTANCE (UGL - Matt)	UNI EN ISO 10545-6	≤175 mm ³	≤150 mm ³
 RESISTENZA SHOCK TERMICI THERMAL SHOCK RESISTANCE	UNI EN ISO 10545-9	resistenza / resistant	CONFORME COMPLIANT
 RESISTENZA AL GELO FROST RESISTANCE	UNI EN ISO 10545-12	resistenza / resistant	CONFORME COMPLIANT
 RESISTENZA CHIMICA CHEMICAL RESISTANCE	UNI EN ISO 10545-13	resistenza / resistant	CONFORME COMPLIANT
 RESISTENZA ALLE MACCHIE RESISTANCE TO STAINS	UNI EN ISO 10545-14	pulibile / cleanable	CONFORME COMPLIANT
	DIN 51130	R	prodotto / product R A+B+C >0,40 >0,42
 CLASSIFICAZIONE ALTISDRUCCIOLO ASSESSMENT OF SLIP RESISTANCE	DIN 51097 B.C.R.A. (COF) ANSI A137.1 2012 (DCOF)	A+B+C >0,40 bagnato / wet >0,42 bagnato / wet	120x278 - 120x120 - 60x120 - 60x60 R9 A CONFORME COMPLIANT 120x120 K2 - 60x60 K2 R11 A+B+C CONFORME COMPLIANT

Piastrelle pressate a secco - Conforme alla norma EN 14411 e ISO 13006 appendice G gruppo B1-a con E ≤0,5%
Dry pressed tiles - Compliant with standards EN 14411 and ISO 13006 annex G group B1-a with E ≤0,5%



HEADQUARTER via statale 467, 21
42013 Casalgrande (RE) - Italy
FACTORY via canale, 67
42013 Casalgrande (RE) - Italy
WAREHOUSE via dell'industria, 1
42013 Casalgrande (RE) - Italy

PHONE +39 0522 997511
FAX +39 0522 997544 (OT) - 545 (IT)
ADMIN. FAX +39 0522 997413

info@keope.com
keope.com

IT_
Ceramiche Keope si riserva la facoltà di apportare variazioni ai prodotti illustrati in questo catalogo per necessità produttive o al fine di migliorarne la qualità. I campioni e le immagini sono puramente indicativi. Gli imballaggi e pesi riportati possono variare per necessità produttive. Consultare gli uffici commerciali al momento dell'ordine.

EN_
Ceramiche Keope reserves the right to vary the products illustrated in this catalogue for production purposes or in order to improve quality. Samples and images are purely indicative. Packaging and weights shown may be varied in line with production requirements. Check with the sales department at the time of order.

